



**Central Carolina Community College**

**Emergency Procedures Manual**

**Chatham County Campus, Pittsboro  
(updated February 2025)**

## *Table of Contents*

Emergency Levels .....	1
Declaration of Campus Emergency .....	2
Campus State of Emergency .....	3
Reporting Emergencies.....	4
General Emergency Procedures .....	4
Designated Meeting Areas .....	5
Site Directors/Coordinators.....	8
Responsibilities of Instructors .....	8
Campus Evacuation .....	8
Bomb Threat.....	10
Bomb Threat Checklist .....	10
Recommended Response to Active Shooter .....	11
Lockdown Procedures.....	12
Chemical, Biological, and Radioactive Accidents.....	13
Resources for Chemical/Biological/Radioactive Accidents .....	13
Fire .....	14
Medical Emergency .....	15
Death on Campus.....	16
Utility Failure .....	17
Additional Resources for Utility Failure .....	17
Severe Weather .....	18
Additional Resources for Severe Weather.....	18

# Emergency Levels

The following information is provided for use by knowledgeable individuals in dealing with emergencies. Additional resource people are provided with each individual section of this manual.

Emergency Levels		
<p><u>MINOR</u> No major damage to buildings or property</p> <p>No significant quantity of hazardous materials involved</p>	<p><u>MAJOR</u> Injuries possible</p> <p>Hazardous materials involved</p> <p>Damage to buildings and property possible</p>	<p><u>CATASTROPHIC</u> Injuries probable</p> <p>Large amount of hazardous materials involved</p> <p>Damage to buildings or property likely</p>
<i>NOTIFY</i>	<i>NOTIFY</i>	<i>NOTIFY</i>
<p>Front Office x8000</p> <p>Provost x8043 (or counselor x8025)</p> <p>Campus Security x8066</p>	<p>Fire Dept. 9-911</p> <p>Front Office x8000</p> <p>Provost x8043</p> <p>Campus Security x8066</p> <p>Front office notify: Administrative Services 919/718-7214</p>	<p>Chatham County Emergency Services Coordinator 9-911</p> <p>Front Office x8000</p> <p>Provost x8043</p> <p>Front office notify: President 919/718-7246</p> <p>President's Chief of Staff 919/718-7447</p> <p>VP Student Services 919/718-7436</p> <p>Also notify all individuals listed under major emergency.</p>
<i>EVACUATE</i>	<i>EVACUATE</i>	<i>EVACUATE</i>
Immediate area	Building	Campus

## Declaration of Campus Emergency

Only the president or his designee may declare a state of emergency on a Central Carolina Community College campus. In the event that the president is unavailable, at the Chatham Campus he has designated the following individuals as authorized to declare a state of emergency. Contact the individuals in the order listed.

### OFFICE

1. President	Dr. Lisa Chapman	919/718-7246
2. Chatham Provost	Dr. Mark Hall	919/545-8043
3. President's Chief of Staff	Margaret Robertson	919/718-7447
3. VP Student Services	Ken Hoyle	919/718-7436
4. VP Instruction	Dr. Kristi Short	919/718-7426
5. Siler City	Dr. Mark Hall	919/545-8043

### EXECUTIVE ASSISTANT PERSONNEL

Executive Asst. to Provost .....919/545-8011  
 Executive Asst. to President.....919/718-7223

# **Campus State of Emergency**

Once a campus state of emergency is declared, the following procedures will be in effect until and/or unless Chatham County Emergency Services supersedes them.

1. Only authorized CCCC staff and faculty will be permitted on campus.
2. One designated command center will be established based on the location and nature of the emergency. The primary command center will be the front office unless that area is the site of the emergency. In the event that the primary command center location cannot be used, the secondary command center will be in the library.
3. The individual declaring the state of emergency will designate one individual to be in charge of coordinating and directing all emergency responses.
4. All telephone calls on CCCC phones will be limited to emergency calls.
5. If you are knowledgeable about basic first aid and life support, you may provide assistance to any injured individuals until emergency responders arrive. After their arrival, follow the directions of emergency responders.
6. All news media contacts are to be made through Marketing and Public Affairs. Refer all media personnel to Marketing and Public Affairs or the senior administrator on campus.
7. Follow all directions given by emergency responders.

# Reporting Emergencies

## General Procedures

1. In a fire or rescue emergency on the Central Carolina Community College campus, dial 911 from the nearest phone.
2. When reporting an emergency, stay calm. You will need to give the individual answering your call the following information.
  - a. Your location, location of the emergency, and your name and phone number.
  - b. The specific nature of the emergency in as much detail as you can provide
  - c. What help do you need?
3. Stay on the phone until the dispatcher tells you to hang up.
4. After you have reported the emergency situation to the 911 number, notify Campus Security and the appropriate CCCC emergency contacts as soon as possible.
5. Do not discuss the emergency with anyone other than Central Carolina Community College personnel or emergency services personnel. Refer all other inquiries to Marketing and Public Affairs or the most senior administrator on campus.

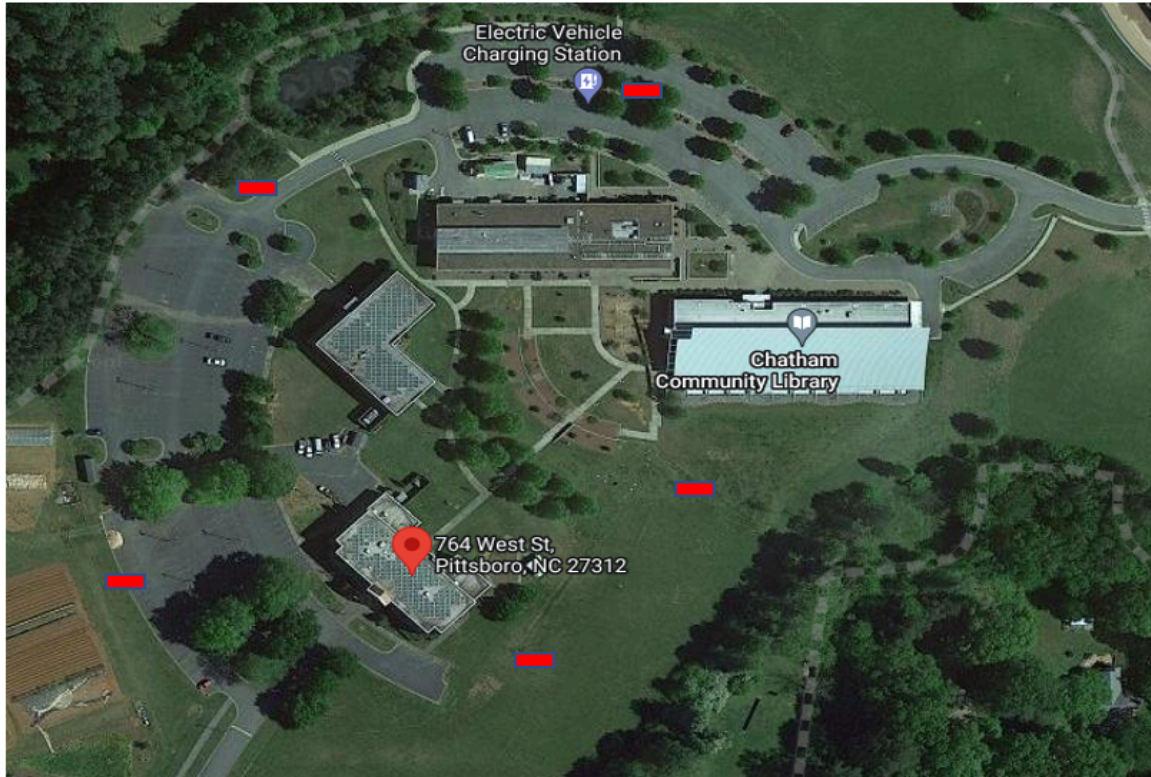
### Chatham County Contacts

Day Contacts		Evening Contacts	
Admin Office (CMC)	919-545-8000	Admin Office	919-545-8000
Mark Hall (CMC)	919-545-8043	Security (CMC)	919-545-8066
Ken Hoyle (VP Student Services)	919-718-7436	Also notify any appropriate individuals from the Day Contacts List.	
Margaret Robertson (Chief of Staff)	919-718-7447		
Kristi Short (VP/CAO)	919-718-7426		
Melissa Fogarty (CHSC)	919-545-8060	Siler City Center (SCC)	919-545-8663
Claudia Farnandez (SCC)	919-545-8668		

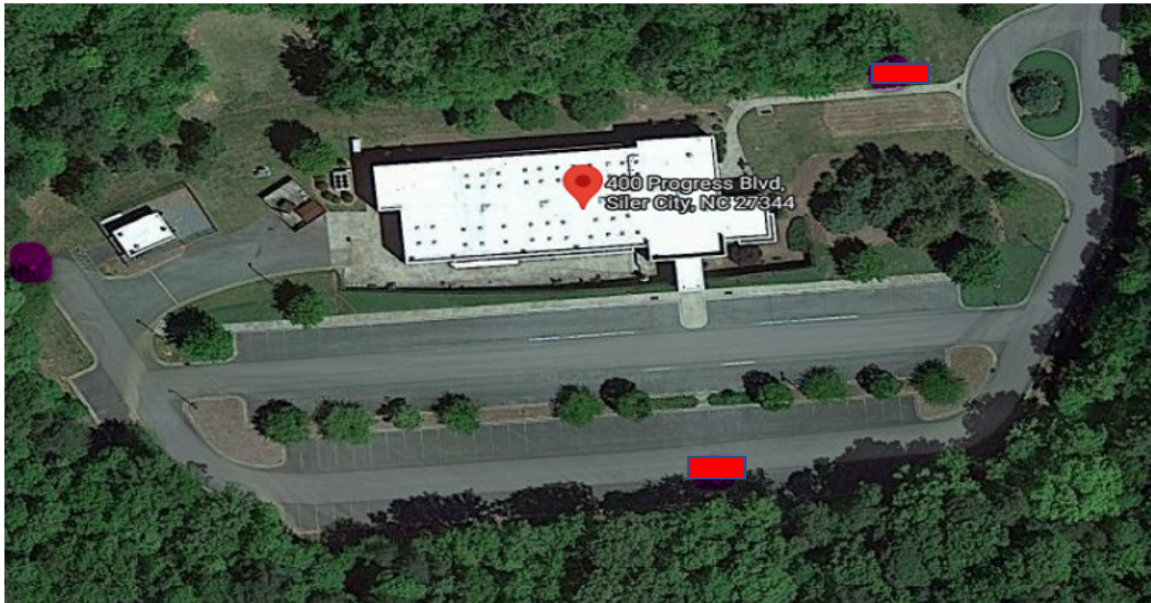
## Designated Meeting Areas

<u>Building Number</u>	<u>Building Name</u>	<u>Meeting area</u>
41	Admin/Classroom	Open area in front of the building (right as entering campus)
42	Health/Continuing Ed	Facing the front of the building, the area is to the left across the service road.
45	Sustainable Tech Bldg	Across the parking lot by the oak tree
CCL	Chatham Comm Library	Southwest of building in open area
46	Siler City Center	Rear parking lot, directly across from main entrance
47	Chatham Health Sciences Center	Medians in front and back parking lots.

Chatham Main Campus (41, 42, 45, CCL)

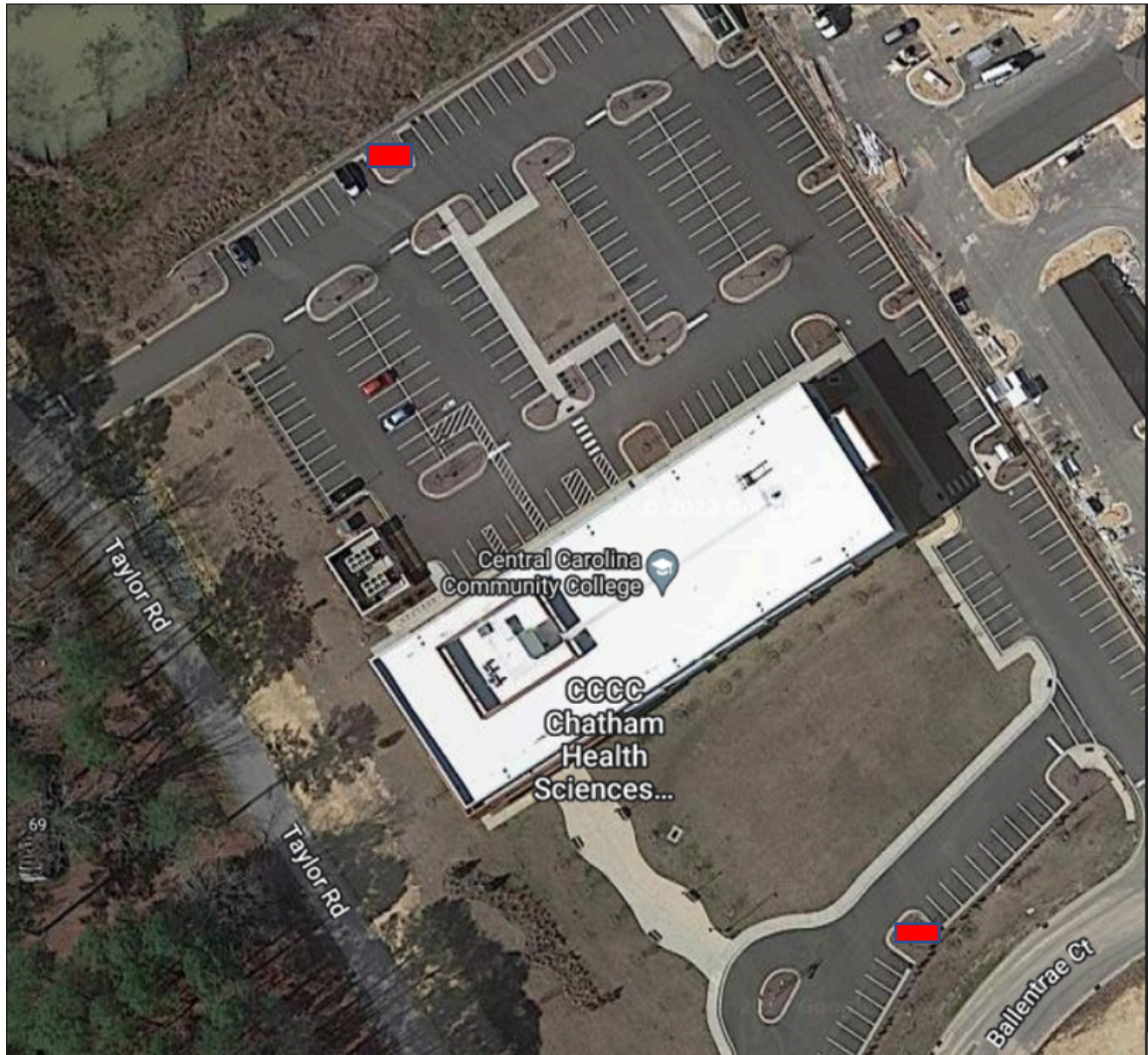


Siler City Center (46)





Chatham Health Sciences Center (47)



# Site Coordinators

## List of Chatham County Site Directors (July 2022)

<u>Site</u>	<u>County</u>	<u>Employee Name</u>
Siler City Center	Chatham	Claudia Farnandez
Chatham Health Sciences	Chatham	Melissa Fogarty

## Responsibilities of Instructors

1. All instructors, including evening instructors, are responsible for the safety of students in their classes.
2. They are responsible for seeing that students are properly evacuated during an emergency and for following all emergency directives.
3. Instructors are responsible for informing Security of any students who may still be located in the building.

## Evacuation Procedures

### Building Evacuation

1. Upon notification from appropriate personnel, a building should be immediately evacuated.
2. When notified to evacuate the building, walk quickly to the nearest marked exit. Unless you smell gas or there is a bomb threat, close all windows, unplug electrical equipment, turn off gas-burning equipment and turn off the lights when leaving a room. If you smell gas, leave the room immediately without turning off any equipment or turning off the lights since this may cause a spark that could ignite the gas. Evacuation routes from all rooms are posted in each building.
3. Once outside the building, go to your designated meeting area .

### Campus Evacuation

When a campus state of emergency is declared, all non-essential personnel and students should evacuate to their designated meeting location and wait for further instructions from the building coordinator, administrators, or first responders. DO NOT use elevators, unless authorized to do so by police or fire personnel.

**Additional Resource People**

CCCC Human Resources.....919/718-7476  
Pittsboro Police Department .....919/542-3200  
Town of Siler City Police Department.....919/742-5626  
Chatham County Sheriff’s Office.....919/542-2811

# Bomb Threat or Suspicious Packages

If you receive a suspicious package or bomb threat, dial 911 from a land line phone and contact security from a land line phone at 910/814-8813. DO NOT use a cell phone or mobile device as it may trigger a bomb. If you receive a bomb threat, please use the Bomb Threat Procedures and Checklist.

## BOMB THREAT CALL PROCEDURES

Most bomb threats are received by phone. Bomb threats are serious until proven otherwise. Act quickly, but remain calm and obtain information with the checklist on the reverse of this card.

### If a bomb threat is received by phone:

1. Remain calm. Keep the caller on the line for as long as possible. DO NOT HANG UP, even if the caller does.
2. Listen carefully. Be polite and show interest.
3. Try to keep the caller talking to learn more information.
4. If possible, write a note to a colleague to call the authorities or, as soon as the caller hangs up, immediately notify them yourself.
5. If your phone has a display, copy the number and/or letters on the window display.
6. Complete the Bomb Threat Checklist (reverse side) immediately. Write down as much detail as you can remember. Try to get exact words.
7. Immediately upon termination of the call, do not hang up, but from a different phone, contact FPS immediately with information and await instructions.

### If a bomb threat is received by handwritten note:

- Call \_\_\_\_\_
- Handle note as minimally as possible.

### If a bomb threat is received by email:

- Call \_\_\_\_\_
- Do not delete the message.

### Signs of a suspicious package:

- No return address
- Excessive postage
- Stains
- Strange odor
- Strange sounds
- Unexpected delivery
- Poorly handwritten
- Misspelled words
- Incorrect titles
- Foreign postage
- Restrictive notes

### DO NOT:

- Use two-way radios or cellular phone; radio signals have the potential to detonate a bomb.
- Evacuate the building until police arrive and evaluate the threat.
- Activate the fire alarm.
- Touch or move a suspicious package.

## WHO TO CONTACT (select one)

- Follow your local guidelines
- Federal Protective Service (FPS) Police  
1-877-4-FPS-411 (1-877-437-7411)
- 911

## BOMB THREAT CHECKLIST

Date:  Time:

Time Caller Hung Up:  Phone Number Where Call Received:

### Ask Caller:

- Where is the bomb located?  
(Building, Floor, Room, etc.) \_\_\_\_\_
- When will it go off? \_\_\_\_\_
- What does it look like? \_\_\_\_\_
- What kind of bomb is it? \_\_\_\_\_
- What will make it explode? \_\_\_\_\_
- Did you place the bomb? Yes No
- Why? \_\_\_\_\_
- What is your name? \_\_\_\_\_

### Exact Words of Threat:

\_\_\_\_\_

\_\_\_\_\_

\_\_\_\_\_

### Information About Caller:

- Where is the caller located? (Background and level of noise) \_\_\_\_\_
- Estimated age: \_\_\_\_\_
- Is voice familiar? If so, who does it sound like? \_\_\_\_\_
- Other points: \_\_\_\_\_

### Caller's Voice      Background Sounds:      Threat Language:

- |  |  |                                       |
|--|--|---------------------------------------|
| <input type="checkbox"/> Accent          | <input type="checkbox"/> Animal Noises     | <input type="checkbox"/> Incoherent   |
| <input type="checkbox"/> Angry           | <input type="checkbox"/> House Noises      | <input type="checkbox"/> Message read |
| <input type="checkbox"/> Calm            | <input type="checkbox"/> Kitchen Noises    | <input type="checkbox"/> Taped        |
| <input type="checkbox"/> Clearing throat | <input type="checkbox"/> Street Noises     | <input type="checkbox"/> Irrational   |
| <input type="checkbox"/> Coughing        | <input type="checkbox"/> Booth             | <input type="checkbox"/> Profane      |
| <input type="checkbox"/> Cracking voice  | <input type="checkbox"/> PA system         | <input type="checkbox"/> Well-spoken  |
| <input type="checkbox"/> Crying          | <input type="checkbox"/> Conversation      |                                       |
| <input type="checkbox"/> Deep            | <input type="checkbox"/> Music             |                                       |
| <input type="checkbox"/> Deep breathing  | <input type="checkbox"/> Motor             |                                       |
| <input type="checkbox"/> Disguised       | <input type="checkbox"/> Clear             |                                       |
| <input type="checkbox"/> Distinct        | <input type="checkbox"/> Static            |                                       |
| <input type="checkbox"/> Excited         | <input type="checkbox"/> Office machinery  |                                       |
| <input type="checkbox"/> Female          | <input type="checkbox"/> Factory machinery |                                       |
| <input type="checkbox"/> Laughter        | <input type="checkbox"/> Local             |                                       |
| <input type="checkbox"/> Lisp            | <input type="checkbox"/> Long distance     |                                       |
| <input type="checkbox"/> Loud            |  |                                       |
| <input type="checkbox"/> Male            |  |                                       |
| <input type="checkbox"/> Nasal           |  |                                       |
| <input type="checkbox"/> Normal          |  |                                       |
| <input type="checkbox"/> Ragged          |  |                                       |
| <input type="checkbox"/> Rapid           |  |                                       |
| <input type="checkbox"/> Raspy           |  |                                       |
| <input type="checkbox"/> Slow            |  |                                       |
| <input type="checkbox"/> Slurred         |  |                                       |
| <input type="checkbox"/> Soft            |  |                                       |
| <input type="checkbox"/> Stutter         |  |                                       |

### Other Information:

\_\_\_\_\_



Homeland Security

# Recommended Responses to an Active Shooter

## Evacuate

- Attempt to run away from the sound of gunfire putting as much distance between you and the shooter as possible.
- Evacuate the location even if others are not willing to leave, find a safe route and get out!
- Leave your belongings behind and keep your hands clear and visible so responding emergency personnel will know that you are not a threat.

## Hide out

- If you cannot safely evacuate you need to find a place to hide where the active shooter is less likely to find you.
- If you are not already in a room with a door, lock the door and blockade it with heavy furniture, office equipment or other large items.
- If you are in an open space, find the nearest open room and secure it using the methods previously described. Stay behind cover, it will help protect you in case of gunfire.

Remain quiet and silence your cell phone. Other sources of noise such as radios, televisions should be turned off.

## Disrupt/Incapacitate the Active Shooter

When hiding from an active shooter is not possible, as a last resort, and only if your life is in imminent danger, you should attempt to disrupt and/or incapacitate the shooter by any means possible. Use whatever is available as a weapon and be as aggressive as you can.

# Lockdown Procedures

## Notification

Campus security will use the following resources to alert you in the event of a campus lockdown

- Cougar Alert notification system,
- Alertus desktop notification system
- Call boxes

Notifications may also originate from Emergency Responders should there be a threat in the neighborhood directly adjacent to your location.

Cell phones should be placed in silent mode. No phone calls/texting should be made that are not essential!

## Lockdown Steps

Campus Security/Administrators and selected staff members will proceed to lock all exterior doors of each building. Campus Security/Administrators will contact 911 and advise them of the emergency situation and of the lockdown.

Once a lockdown has been declared, faculty/staff become responsible for their students/visitors and should follow the Run, Hide, Fight response. Students without faculty/staff must be directed to the nearest occupied classroom/office.

Occupants not already in a classroom must move immediately to the nearest open room that you feel safe in and secure the door.

- Once the doors are locked, **do not open the door for anyone!**
- Lock and barricade the room you are in.
- Turn off the lights, close the blinds where possible.
- Stay away from windows and doors.
- Stay low to the ground and instruct everyone to remain calm and quiet.
- Do not let anyone leave the secured room until notified by Campus Security/Emergency Responder.
- **DO NOT** open the door unless you are sure that Campus Security/Emergency Responders are at the door.

If a fire alarm is activated during a lockdown, remain where you are and await further instructions from Campus Security/Emergency Responder.

Emergency Responders must initially consider everyone as potential threats. It is very important that everyone follows the instructions given by the responding law enforcement officers at all times to avoid harm to themselves. Once the “All Clear” has been given, law enforcement officers may require individuals to remain available for questioning following the lockdown.

## **Chemical, Biological, and Radioactive Accidents**

All chemical or other major spills must be reported immediately to Safety Coordinator, **Ben Rankin, 919/718-7402**. Do not attempt to deal with the spill unless you have received special HazMat training in dealing with chemical spills. Do not enter an area of contamination, immediately leave the area. If there is immediate danger to persons, call 911 from a landline phone and evacuate the building. Campus Security (910/814-8813) and the building coordinator should also be contacted to assist with the evacuation.

### **Resources for Chemical/Biological/Radioactive Accidents**

Chatham County Emergency Operations Center.....911 or 919/542-2911

# Fire

## Fires Should Be Reported To 911 or 9-911

Anyone observing smoke or fire in a building should activate the nearest alarm device. When an alarm sounds all occupants are required by law to evacuate the building. Alarms must be activated manually at pull stations. Orders to evacuate may also be given verbally for emergencies such as bomb threats or gas leaks whereby electrical arcing might cause an explosion.

YOU MUST CALL 911 OR 9-911 any time you activate a fire alarm since the fire alarms are not tied into the Emergency Notification System. Also notify Campus Security at 910/814-8813 any time that you activate the fire alarm system.

1. All personnel should know the location of fire extinguishers, fire exits, and fire alarms in their work area and how to use them.
2. If a small fire appears controllable, immediately direct the charge of the fire extinguisher toward the base of the fire. Also direct someone to call 911/9-911 to report the fire.
3. For fires that do not appear controllable, immediately call 9-911 from a CCCC office phone or 911 from a cell phone and report the emergency. Also activate the building fire alarm and evacuate the building. If circumstances permit, close all doors and windows, turn off all electrical appliances and gas burning equipment, and remove personal items.

**TURN OFF THE LIGHT SWITCHES AND CLOSE BUT DO NOT LOCK THE DOORS. If you smell gas, do not turn off the electricity.**

4. Staff and faculty have a duty and responsibility for directing students and visitors to the proper safe area. Follow the Emergency Evacuation Plan for your building. Do not use elevators when evacuating.
5. Report to your Evacuation Area and remain there until released by Emergency Responders. It is important that all individuals from the building be accounted for so that Emergency Responders do not re-enter the building to search for you.
6. If you become trapped in a building during a fire and a window is available, place an article of clothing (shirt, coat, etc.) outside the window as a marker for rescue personnel. If there is no window, stay near the floor where the air will be less toxic. Shout at regular intervals to alert emergency personnel of your location. Stay low to avoid smoke and toxic fumes. Always check doors to determine if they are hot before you open them. Do not open a door that feels hot to your hand.

## Additional Resource People for Fires and Fire Safety

Chatham County Fire Marshal  
Pittsboro Fire Department  
Siler City Fire Department

919/542-8342  
911 or 919/542-4101 for non-emergency  
919/742-4424



# Medical Emergency

Unless you are trained to deal with medical emergencies, call **9-911 from a CCCC office phone** and Campus Security at 910/814-8813 for help immediately. Stay with the victim until help arrives. Under no circumstances should you give your opinion about what might be wrong with the individual or recommend a specific health care provider. If the patient is too sick or injured to leave on his or her own, help arrange transportation. Under no circumstances should staff or faculty transport ill or injured persons.

## Recommended Steps in a Major Medical Emergency

1. Do not move the victim unless leaving them where they are will result in more injuries. If you must move the victim, try to stabilize the head and neck. Avoid doing any further harm to the victim.

2. If possible, one person should stay with the victim while someone else reports the emergency.

Dial 9-911 from a CCCC office phone  
Dial 911 from any cell phone  
Also contact Campus Administration 8800/8804  
Campus Security 910/814-8813

3. Take measures to protect yourself against direct contact with the victim's body fluids including blood, urine, saliva, and other body secretions. Hepatitis, AIDS, meningitis, tuberculosis, colds, and flu can be spread by contact with body fluids.

4. Evaluate the victim's condition and level of consciousness. Look for medical identification bracelets, tags, or cards indicating that the victim may have a health problem. If the victim is conscious, ask the victim what is wrong.

5. Perform the ABC's of emergency care if you are trained to do this.

6. Reassure the victim that help is on the way. Keep the victim warm and dry until help arrives.

7. Ask the victim if there is anyone he or she wants notified about the emergency. Obtain the name and phone number of the individuals to be notified and ask someone to make the calls.

8. Unless you are specifically trained to do so, do not give medical advice or recommend treatment or specific physicians. You could be liable for any subsequent damages resulting from this information.

# Death on Campus

In the event of a death on campus or if you discover a deceased individual, please do the following:

- Immediately clear the area of all individuals.
- Call 911, and then notify senior administration 910/814-8800/8804 and campus security 910/814-8813
- Secure the area until help arrives.
- Be prepared to provide as much information as possible about the deceased individual.
- Remain in the area until released by the Pittsboro Police Department.
- Do not speak with the media about the incident until cleared to do so by the Director of Marketing and Communication or the President.
- At a later date/time if you feel it is appropriate, contact Student Services about counseling for those involved in the incident.

# Utility Failure

*In the event of an emergency, call 911.*

Campus utilities include electricity, water, sewerage, natural gas, heating oil, heating and air-conditioning. Report any problems to the campus administration front office. When the College is closed on weekends and holidays, report the utility failure to the Campus Provost

## **Additional Resource People For Utility Failure**

Electricity/Natural Gas

Duke Energy	800-452-2777
Public Service Co of NC	877-776-2427
City of Pittsboro Water	919/542-4621
Town of Siler City Water	919/742-4732 (after hours emergency 919/742-5625)

# Severe Weather

Severe weather may include snow, sleet, freezing rain, severe thunderstorms, flooding, tornadoes, and hurricanes. In the event that severe weather requires closing Central Carolina Community College, you will receive a Cougar Alert and a campus wide alert will be displayed on all computer screens.

In the event that severe weather presents an immediate threat to individuals on the campus, the following plan will be activated.

- All individuals in campus buildings should immediately move to the Storm Shelter Locations of the buildings. Close the windows in all rooms and close the doors as you leave the room. If the windows have blinds or curtains, close those also.
- If time permits, disconnect all computer equipment before leaving the work area.
- Do not leave the Storm Shelter areas until told to do so by emergency personnel. You will be notified as soon as it is safe to return to your work area or classroom.
- It is very likely that phone service and electricity will be cut-off during the storm. Do not rely on the phones for receipt of information. Follow the verbal directions of designated Central Carolina Community College personnel.

## Additional Resource People for Severe Weather

Pittsboro Police Department.....	919/542-3200
Pittsboro Town Manager.....	919/542-4621
Chatham County Emergency Services Coordinator.....	919/545-8191
Chatham County Sheriff's Office.....	919/542-2811
Siler City Police Department.....	919/742-5626
Siler City Town Manager.....	919/742-4731
National Weather Service Emergency Weather Radio	