



RAKING IN SUCCESS: CCCC'S AUTUMN ACHIEVEMENTS



★ **6,126** ★
STUDENTS
Fall 2024 Curriculum Enrollment



Kudos Alerts
88% of students enrolled received at least one kudos alert by mid-October!



First Eight Week Success Rate
Success Rate of courses that ended during the first eight weeks of the term was 80%!




Enrollment Increase
There was a 6.1% increase in enrollment between 2023 and 2024 Fall semesters!

\$5.2 MILLION
in financial aid has been disbursed to students as of November 5, 2024



4,500 +
FAFSAs have been received so far in the 2024-25 academic year



Spring to Fall Retention Rate

80% of students from the Spring 2024 term re-enrolled for Fall 2024.

This is the HIGHEST Spring to Fall Retention Rate in the last five years!





SOURCES

Definitions

Kudos Alerts are sent to students who have a grade above 80% in a course.

Course Success is defined as completing a course with a grade of “C” or higher.

Retention is defined as students who have either graduated or re-enrolled. Only students who were credential seeking are included in the calculations.

Calculations

Fall Enrollment - Identified from the *2024FA Current Enrollment* Dashboard (Informer 5)

Kudos Alerts - Identified using the *Fall Kudos* query from Slate divided by the total Fall Enrollment

Course Success Rate - Determined using the *Grade Distribution Report* (Informer 4)

Enrollment Increase - Determined using the *2023FA and 2024FA Current Enrollment* Dashboards (Informer 5)

Disbursed Financial Aid and Total FAFSAs Received - Identified using the *2024FA Financial Aid* Dashboard (Informer 5)

Spring to Fall Retention Rate - Determined from the *2024FA Retention* Dashboard (Informer 5)