
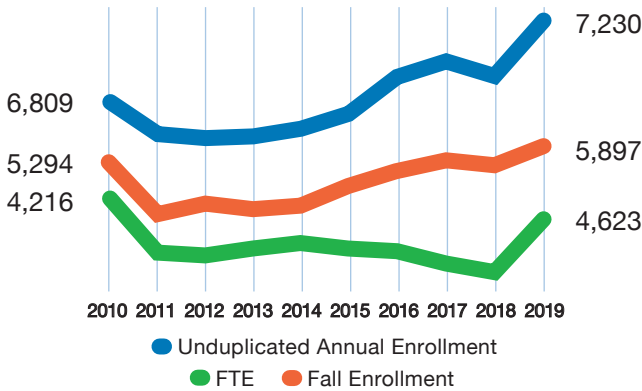


Top Five Transfer Universities

Based on CCCC graduates in 2017 – 2018 or 2018 – 2019 academic years.



Curriculum Enrollment



*Fall enrollment count differs from that reported to IPEDS. IPEDS data is a snapshot in time; the numbers reported above represent a count by the end of the term, which includes minimesters.

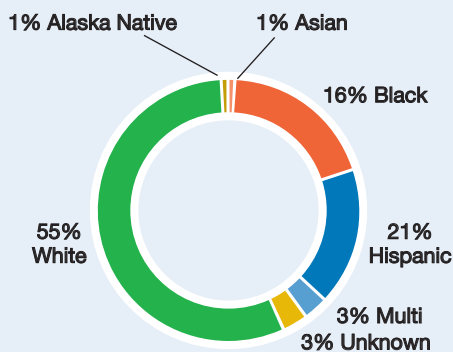
FTE = Full Time Equivalency
Sources: www.nccommunitycolleges.edu/analytics/dashboards/instructional-fte-curriculum and Informer Reports: Enrollment by Term Curriculum Only

Promise Program Enrollment

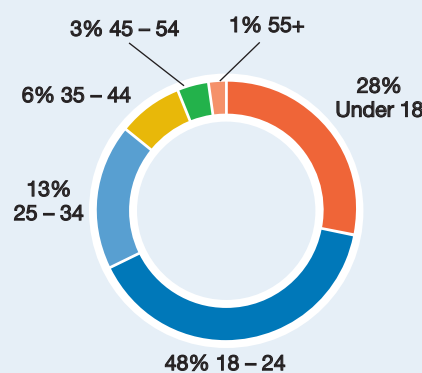
	2018FA	2019FA
Chatham	0	140
Harnett	0	210
Lee	71	98
Other	0	3

All eligible Chatham, Harnett, and Lee County residents who graduate from a public high school, private school, or homeschool for the years 2019, 2020, and 2021 will be guaranteed up to two years of FREE in-state tuition and required fees at Central Carolina Community College.

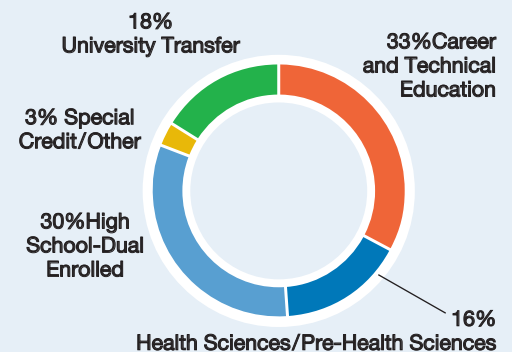
Curriculum Enrollment by Race/Ethnicity – Fall, 2019



Curriculum Enrollment by Age – Fall, 2019



Curriculum Enrollment by Program Area – Fall, 2019



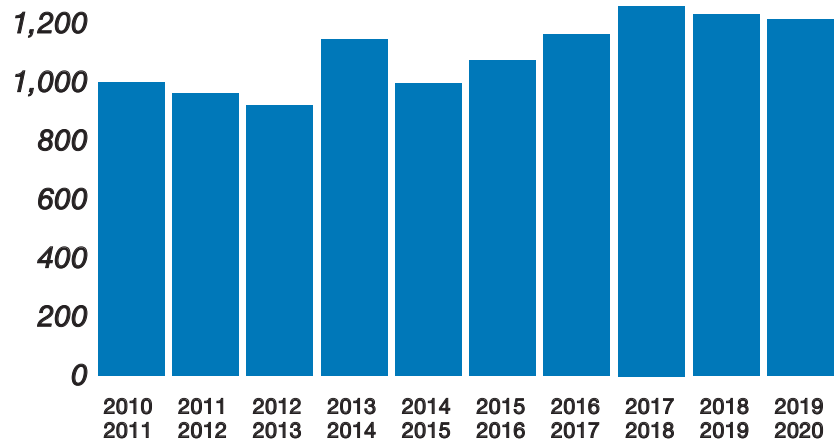
444 Students Transferred to CCCC from other schools in Fall of 2019, accounting for **8% of Fall Enrollment**

Average Class Size at CCCC in Fall 2019 was **15**.

Top 5 programs Fall 2019:

- College Transfer Pathway
- Associate in Arts
- Associate in Science
- General Occupational Technology – PreNursing
- Nurse Aid

Students who Earned a Credential



****Academic years are defined as Summer-Fall-Spring**

Fall to Fall Curriculum Student Retention

YEARS	*RETENTION
Fall 2014 to Fall 2015	63%
Fall 2015 to Fall 2016	63%
Fall 2016 to Fall 2017	64%
Fall 2017 to Fall 2018	62%
Fall 2018 to Fall 2019	63%

**Retention is defined as students who were enrolled in one fall and graduated or re-enrolled in the following fall. Data excludes students enrolled at the prison as well as dual-enrolled students, with the exception of Lee Early College students.*

Cost of CCCC vs. NC 4-Year Universities

On average, tuition at a 4-year school in the UNC system would cost a student \$6,494 for the academic year while CCCC would cost \$1,946. That's a savings of \$4,548 per year!

Average Annual Tuition



Graduation Rates

The college's 150% graduation rate is 9% higher than that of its comparison group, which is comprised of a group of NC community colleges with similar student demographics.

Source: 2019 IPEDS Data Feedback Report

$$\text{Graduation Rate} = \frac{\text{\# of completers within * 150\% of normal time}}{\text{\# of students in the First-time, full-time cohort}}$$

Graduation Rates

	* 150% TIME GRADUATION RATES
CCCC	35%
First-time, full-time Comparison Group	26%

2019 – 2020 Financial Aid

\$5,868

Average Financial Aid Package
(all students and all aid)

\$5,433

Average Pell Award

60%

of First Time Full Time Students
Received Some Type of
Financial Aid

\$6,456

Average Pell Awarded for
First Time Full Time Students

CCCC Mission, Vision, Values



Equitable Pathways to Achievable Dreams

MISSION

Central Carolina Community College fosters individual, community, and economic development through transformative lifelong learning.

VISION

Exceptional learning for all.

VALUES

CCCC is dedicated to providing pathways to achievable dreams by cultivating a culture of care and advocacy:

Compassion: We recognize the challenges we all face and respond to them with empathy, understanding, and a willingness to help.

Inclusion: We respect and appreciate the qualities that make each of us unique at the college and in the community.

Opportunity: Through purposeful action, we provide pathways to achievable dreams.

Integrity: We create an environment where everyone is encouraged to consistently make choices that reflect honesty and high standards.

Courage: We inspire everyone to take risks and move forward in the face of challenges and uncertainty.

People: We provide students, employees, employers, supporters, and other stakeholders with the tools, learning opportunities, and support needed to be successful.



Strategic Plan Info captured from:
www.cccc.edu/about/strategicplan/files/2020-2024-Strategic-Plan.pdf.

CCCC Foundation (2019 – 2020)

With a June 30, 2020 endowment total of **\$5,154,400** the CCCC Foundation continually seeks support to address priority programs and needs as identified by the college's leadership. The Foundation seeks endowed support to allow the college to aid students with financial burdens through student scholarships, recruit and retain excellent faculty and staff, secure the most up-to-date instructional equipment and technology, maintain facilities, and enhance campus security among other needs to meet its mission, vision, values, and goals.

\$1,016,633

Local Community Investment
to the Foundation

\$720,150

CCCC Foundation Monies
Provided to the College

\$5,154,400

Endowment Total

\$47,228

In-Kind Gifts

228 students received
a Foundation Scholarship in 2019 – 2020

High School Equivalency and Adult High School Diploma Completion

YEAR	NUMBER OF GRADUATES
2015 – 2016	189
2016 – 2017	179
2017 – 2018	165
2018 – 2019	196
2019 – 2020	144

Workforce Development and Innovation

- In 2019 – 2020, the college served over **8,368 students** with short-term training, literacy education, professional development, and personal enrichment courses.
- In 2019 – 2020, **1,345 students** successfully completed a short-term training course that prepared them for an industry recognized credential.
- Industry Services trained **539 people** in fiscal year 2019 – 2020 through **1,042 hours** of specialized industry training, while achieving a satisfaction rating of 4.8/5.
- Since its 2012 opening, the Howard-James Industry Training Center has served **42 unique organizations** and delivered over 10,667 hours of customized training to 4,663 industry employees.
- Over the past 5 years, **873 students** have earned a high school credential from the CCCC College and Career Readiness program.
- In fiscal year 2019 – 2020 the CCCC Small Business Center presented **83 seminars** for **1,172 attendees**.
- A total of **2,739** firefighters, EMTs, paramedics, police, and correctional officers have received continuing education training through the Public Safety program during the 2019 – 2020 reporting year.