

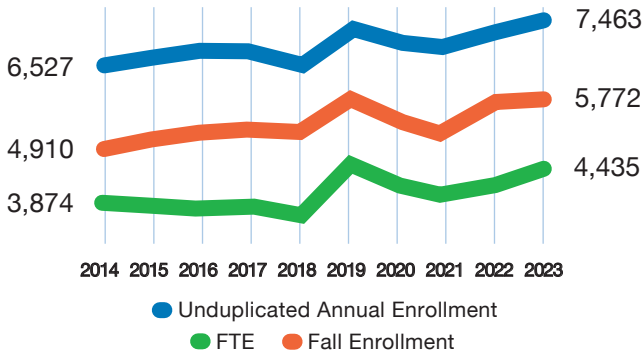
Top Five Transfer Universities

Based on CCCC graduates in 2021 – 2022 or 2022 – 2023 academic years.



Data source: National Student Clearinghouse

Curriculum Enrollment



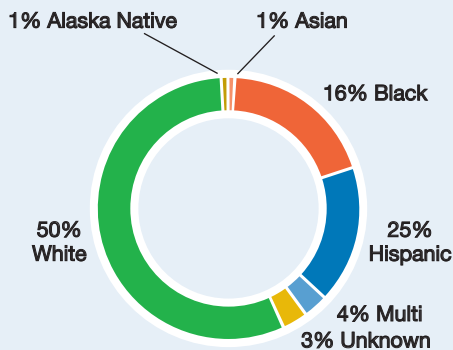
*Fall enrollment count differs from that reported to IPEDS. IPEDS data is a snapshot in time; the numbers reported above represent a count by the end of the term, which includes minimesters.

FTE = Full Time Equivalency
Sources: www.nccommunitycolleges.edu/analytics/dashboards/instructional-fte-curriculum and Informer Reports: Enrollment by Term Curriculum Only

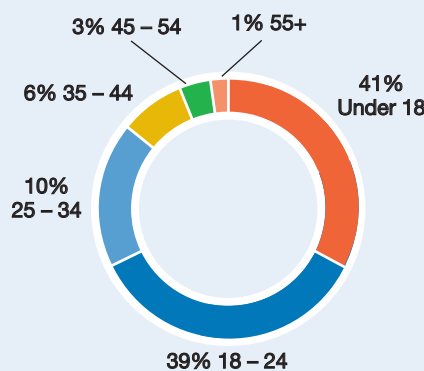
Promise Program Enrollment

	2020FA	2021FA	2022FA	2023FA
Chatham	203	142	131	133
Harnett	234	192	173	150
Lee	171	134	124	148
Other	7	11	7	0

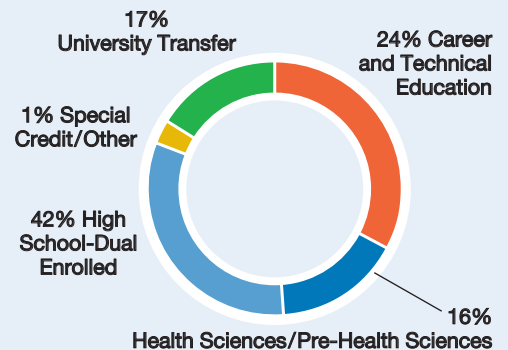
Curriculum Enrollment by Race/Ethnicity – Fall, 2023



Curriculum Enrollment by Age – Fall, 2023



Curriculum Enrollment by Program Area – Fall, 2023



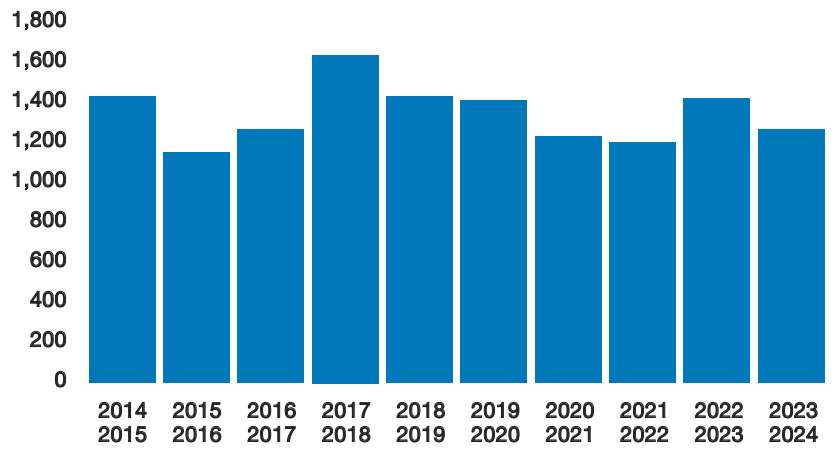
350 Students Transferred to CCCC from other schools in Fall of 2023, accounting for **6% of Fall Enrollment**

Average Class Size at CCCC in Fall 2023 was **14**.

Top 5 programs Fall 2023:

- College Transfer Pathway
- Associate in Arts
- Associate in Science
- Associate in Business Administration
- General Occupational Technology – PreNursing

Number of Credentials Earned



****Academic years are defined as Summer-Fall-Spring**

Fall to Fall Curriculum Student Retention

YEARS	*RETENTION
Fall 2018 to Fall 2019	63%
Fall 2019 to Fall 2020	61%
Fall 2020 to Fall 2021	61%
Fall 2021 to Fall 2022	68%
Fall 2022 to Fall 2023	68%

**Retention is defined as students who were enrolled in one fall and graduated or re-enrolled in the following fall. Data excludes students enrolled at the prison as well as dual-enrolled students, with the exception of Lee Early College students.*

Tuition and Fees for CCCC vs. NC 4-Year Universities

On average, tuition and fees at a 4-year school in the UNC system would cost a student \$13,039 for the academic year while CCCC would cost \$2,103. That's a savings of \$10,937 per year!

Average Annual Tuition



Graduation Rates

The college's 150% graduation rate is equal to that of its comparison group, which is comprised of a group of community colleges with similar student demographics.

Source: 2022 IPEDS Data Feedback Report

$$\text{Graduation Rate} = \frac{\text{\# of completers within 150\% of normal time}}{\text{\# of students in the IPEDS cohort}}$$

Graduation Rates

* 150% TIME GRADUATION RATES	
CCCC	33%
IPEDS Comparison Group	33%

2023 – 2024 Financial Aid

\$4,102

Average Financial Aid Package
(all students and all aid)

\$4,340

Average Pell Award

72%

of First-Time Full-Time Students
Received Some Type of
Financial Aid *

\$6,034

Average Pell Awarded for
First Time Full Time Students

**Does not include Federal CARES funds*

CCCC Mission, Vision, Values



Equitable Pathways to Achievable Dreams

MISSION

Central Carolina Community College fosters individual, community, and economic development through transformative lifelong learning.

VISION

Exceptional learning for all.

VALUES

CCCC is dedicated to providing pathways to achievable dreams by cultivating a culture of care and advocacy:

Compassion: We recognize the challenges we all face and respond to them with empathy, understanding, and a willingness to help.

Inclusion: We respect and appreciate the qualities that make each of us unique at the college and in the community.

Opportunity: Through purposeful action, we provide pathways to achievable dreams.

Integrity: We create an environment where everyone is encouraged to consistently make choices that reflect honesty and high standards.

Courage: We inspire everyone to take risks and move forward in the face of challenges and uncertainty.

People: We provide students, employees, employers, supporters, and other stakeholders with the tools, learning opportunities, and support needed to be successful.



Strategic Plan Info captured from:
www.cccc.edu/about/strategicplan/files/2020-2024-Strategic-Plan.pdf.

CCCC Foundation (2023 – 2024)

With a June 30, 2024 endowment total of **\$7,452,387** the CCCC Foundation continually seeks support to address priority programs and needs as identified by the college's leadership. The Foundation seeks endowed support to allow the college to aid students with financial burdens through student scholarships, recruit and retain excellent faculty and staff, secure the most up-to-date instructional equipment and technology, maintain facilities, and enhance campus security among other needs to meet its mission, vision, values, and goals.

\$2,055,792

Local Community Investment
to the Foundation

\$1,997,701

CCCC Foundation Monies
Provided to the College

\$7,452,387

Endowment Total

\$76,009

In-Kind Gifts

High School Equivalency and Adult High School Diploma Completion

ACADEMIC YEAR	NUMBER OF GRADUATES
2019 – 2020	139
2020 – 2021	77
2021 – 2022	136
2022 – 2023	118
2023 – 2024	125

Workforce and Continuing Education – 2024 Annual Highlights

- The Continuing Education department offers more than **350** unique courses to students annually, providing individuals with short-term career training, credential preparation, upskill opportunities, and personal enrichment.
- A total of **8,671** unduplicated students were served with classes offered at **72** different locations throughout Chatham, Harnett and Lee counties.
- **1,453** students successfully completed a Continuing Education course preparing them for an industry recognized credential.
- **1700** registrations representing **947** unduplicated participants engaged in customized training courses supporting local industry job growth, technology and productivity enhancements through the Industry Services Center with a satisfaction rating of **4.87** out of 5.
- **1,524** students were served in the College and Career Readiness program taking classes to improve their English language skills, learn adult basic education, or to work toward a high school diploma or equivalent. Of those students, **125** earned their Adult High School or equivalency diploma.
- **543** students enrolled in personal enrichment classes to explore new interests or grow existing ones.
- **12** high school students successfully completed a work-based learning welding apprenticeship as part of the Career and College Promise program.
- **17** students successfully completed the YouthBuild program in the areas of Construction, Culinary Arts, and Nurse Aide. Of those students, **15** earned their Adult High School or equivalency diploma while enrolled.
- **1,680** participants attended CCCC Small Business Center seminars to support local business growth and development.
- The Small Business Center provided **113** clients with counseling and support, supporting the opening of **23** new businesses as well as the creation or retention of **118** jobs.
- **3,341** firefighters, EMTs, paramedics, police and correctional officers received Continuing Education training through the Public Safety program.